

www.taleemidunya.com

TOYS

ESL WORKBOOK

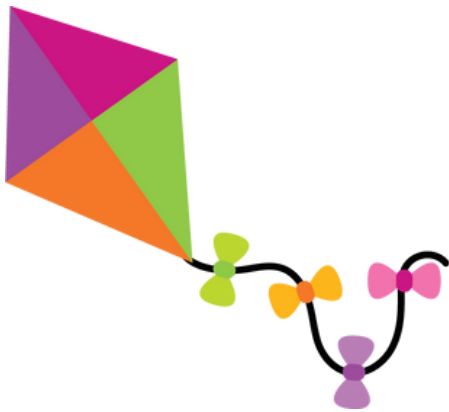


Name _____


Date _____

TOYS VOCABULARY

Identify the pictures below. Use the word bank below to name each picture.



.....



.....



.....



.....

Word Bank:

pyramid	car	rocket	kite
---------	-----	--------	------

Name _____


Date _____

TOYS VOCABULARY

Identify the pictures below. Use the word bank below to name each picture.



.....



.....



.....



.....

Word Bank:

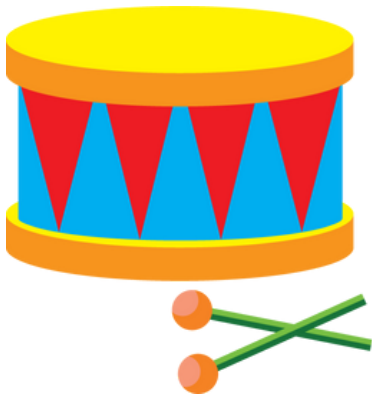
puzzle	blocks	pinwheel	ball
--------	--------	----------	------

Name _____

Date _____

TOYS VOCABULARY

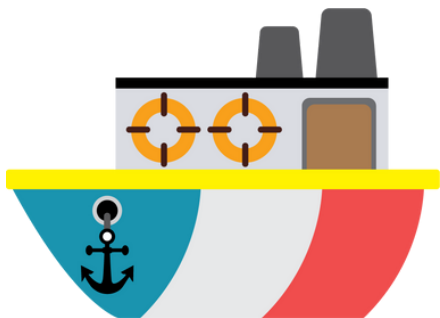
Identify the pictures below. Use the word bank below to name each picture.



.....



.....



.....



.....

Word Bank:


doll	boat	xylophone	drum
------	------	-----------	------

Name _____


Date _____

TOYS VOCABULARY

Identify the pictures below. Use the word bank below to name each picture.



.....



.....



.....



.....

Word Bank:


teddy bear	scooter	yoyo	robot
------------	---------	------	-------

Name _____

Date _____

SENTENCE WRITING

Look at the picture below. Write a sentence that tells about the picture.



Name _____

Date _____

SENTENCE WRITING

Look at the picture below. Write a sentence that tells about the picture.



Name _____

Date _____

SENTENCE WRITING

Look at the picture below. Write a sentence that tells about the picture.



Name _____

Date _____

SENTENCE WRITING

Look at the picture below. Write a sentence that tells about the picture.



Name _____

Date _____

SENTENCE WRITING

Look at the picture below. Write a sentence that tells about the picture.




Name _____

Date _____

SENTENCE WRITING

Look at the picture below. Write a sentence that tells about the picture.




Name _____

Date _____

SENTENCE WRITING

Look at the picture below. Write a sentence that tells about the picture.



Name _____ Date _____

MY FAVORITE TOY

What is your favorite toy?

Handwriting practice lines consisting of solid top and bottom lines with a dashed middle line. There are 10 sets of these lines for writing practice.




Name _____ Date _____

A TOY INVENTION

What kind of toy would you like to invent?

Handwriting practice lines consisting of solid top and bottom lines with a dotted midline. There are 10 sets of these lines for writing the answer.



Name _____

Date _____

COUNTING TOYS




Find and count the following items.



Name _____

Date _____

COUNTING TOYS



Find and count the following items.


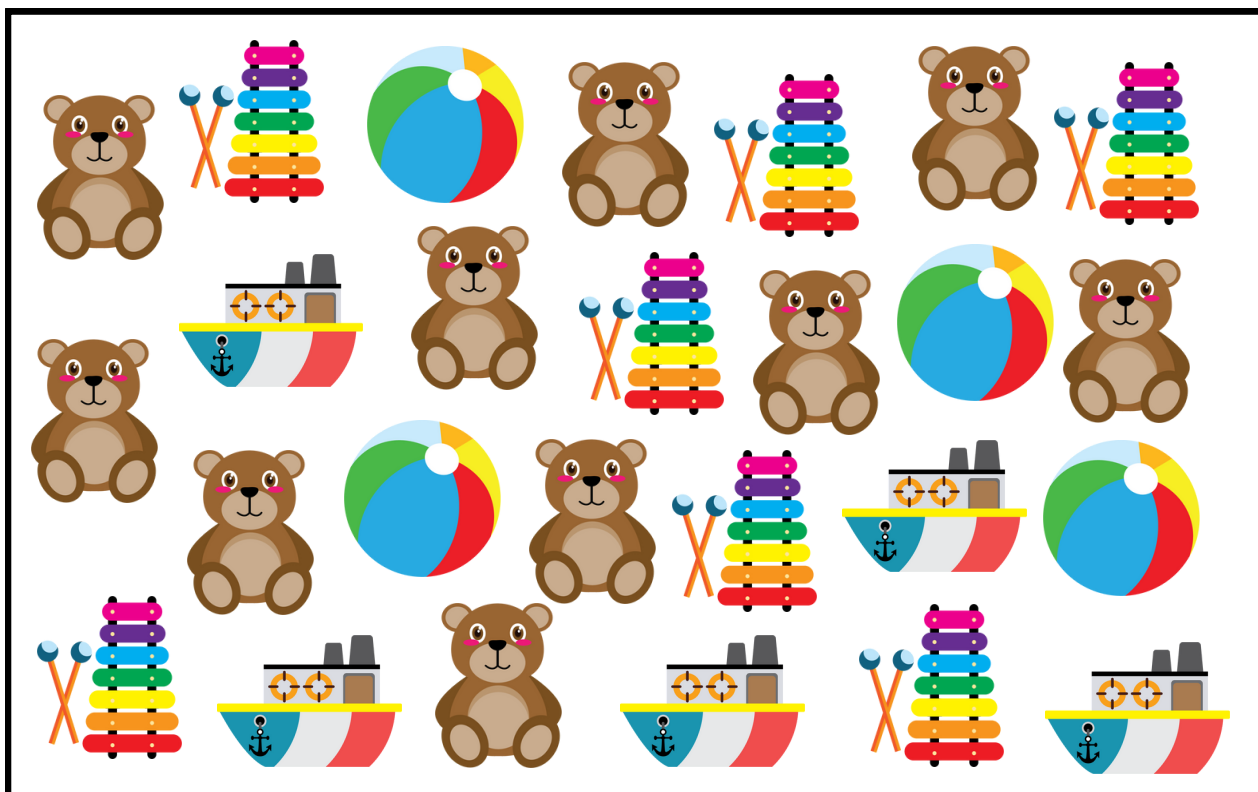


Name _____

Date _____

GRAPHING ACTIVITY

Find and graph the items listed. Then answer the questions below.



How many of each?









Which item did you find the most of? _____


Which item did you find the least of? _____

Name _____

Date _____

GRAPHING ACTIVITY

Find and graph the items listed. Then answer the questions below.



10				
9				
8				
7				
6				
5				
4				
3				
2				
1				



How many of each?









Which item did you find the most of? _____

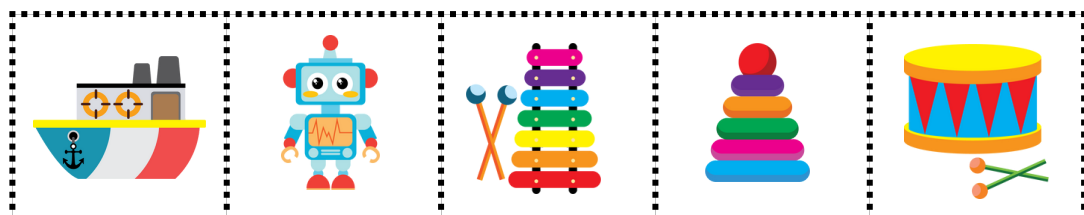
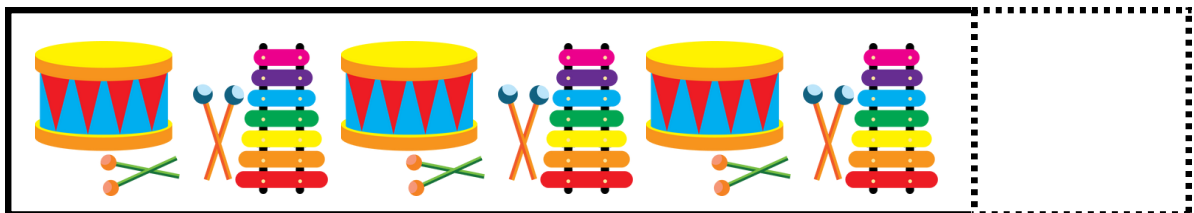
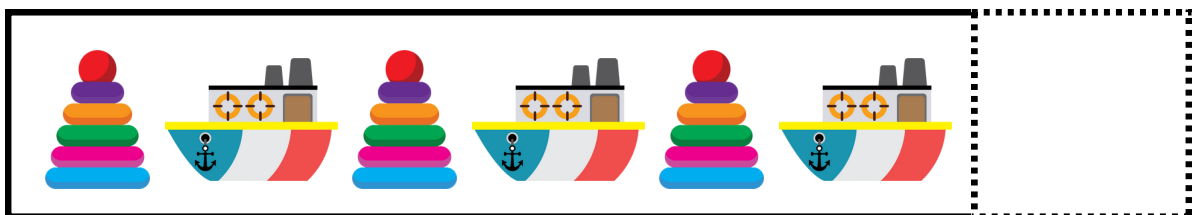


Which item did you find the least of? _____

Name _____

Date _____

COMPLETE THE PATTERN

Look at the patterns below. Cut out the images at the bottom. Paste the image that comes next in each pattern.







Name _____

Date _____

COMPLETE THE PATTERN

Look at the patterns below. Cut out the images at the bottom. Paste the image that comes next in each pattern.



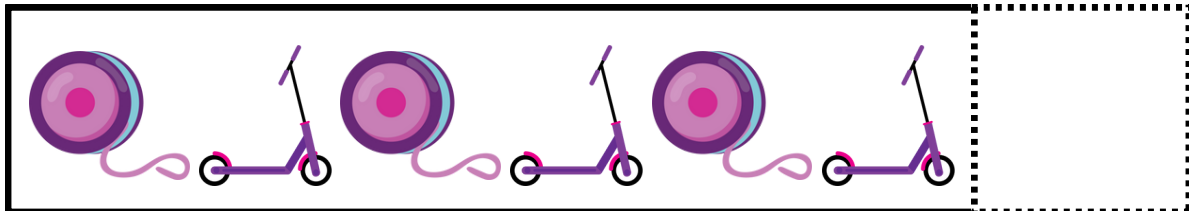



Name _____

Date _____

COMPLETE THE PATTERN

Look at the patterns below. Cut out the images at the bottom. Paste the image that comes next in each pattern.



Name _____

Date _____

COLORING ACTIVITY

Color the picture below.



Name _____

Date _____

COLORING ACTIVITY

Color the picture below.




Name _____

Date _____

COLORING ACTIVITY

Color the picture below.




Name _____

Date _____

COLORING ACTIVITY

Color the picture below.



Name _____

Date _____

COLORING ACTIVITY

Color the picture below.

